








Kindly follow the below revisions, indicated with red squares are the areas requiring adjustment:

#	Proposed Design	Additional Image	Revision Required
1		N/A	PERFECT, NO REVISION REQUIRED
2		N/A	PERFECT, NO REVISION REQUIRED
3		N/A	PERFECT, NO REVISION REQUIRED
4		N/A	PERFECT, NO REVISION REQUIRED
5		N/A	PERFECT, NO REVISION REQUIRED
6		N/A	PERFECT, NO REVISION REQUIRED
7		N/A	PERFECT, NO REVISION REQUIRED

8		N/A	PERFECT, NO REVISION REQUIRED
9		N/A	PERFECT, NO REVISION REQUIRED
10		N/A	PERFECT, NO REVISION REQUIRED
11			KEEP THE FACE SHAPE AS IT IS, ONLY FIX THE HAIR
12		N/A	PERFECT, NO REVISION REQUIRED
13		N/A	PERFECT, NO REVISION REQUIRED



Straight line

Hand drawn line



Can you change the outline of the Christmas tree box to be a hand drawn line and then an outer straight line to cut the tree shape